

September Assessment & Support (cont.)

When the game goes home, children will teach their family how to play. Feeling empowered to teach others is an important step in learning. Families can use Cheerios, marshmallows, pennies, etc., as game markers.



STUDENT SUPPORT IB

Coin Names & Coin Values Bingo

You'll need for teaching the game


- ★ a container of 3 quarters, 4 dimes, 5 nickels, and 4 pennies for each player (In this game, it's important to have children use real coins as their game markers.)
- ★ scissors

















Each targeted student takes home


- ★ Coin Names & Coin Values Bingo (Blackline NC A.5)
- ★ Coin Names & Coin Values Bingo cards (Blackline NC A.6, run on cardstock, have children cut them apart at school and store in an envelope)

The playing instructions for bingo games remain constant throughout the student support text (e.g., as cards are called, students cover designated items on their boards with markers). In this case, children use real coins to cover their boards and must have four coins in a row to win. Learning about coins happens best when children get to see and touch real coins. Send the game home after the children have played it several times in class. Make sure parents understand the importance of playing with real coins.

Coin Names & Coin Values Bingo





















5¢

nickel

74 • Bridges in Mathematics, Grade 1