

Day 6 Penguin Predators & Penguin Facts (cont)

Rockhopper Penguins & King Penguins A Sorting Worksheet

Skills & concepts

- ★ reading
- ★ sorting
- ★ using information previously gathered

Curriculum area

- ★ literacy/science

You'll need



- ★ Rockhopper Penguins & King Penguins: A Sorting Worksheet (Blackline 4.45, run a class set plus a few extra)
- ★ Rockhopper Penguins & King Penguins: Fact Boxes (Blackline 4.46, run a class set plus a few extra)
- ★ glue and scissors



Follow up the graphic organizer work with a sorting worksheet. This exercise provides children with an opportunity to do some independent reading and thinking about rockhoppers and king penguins. Distribute the sheet of penguin facts (Blackline 4.46) and explain that some of them are true of rockhoppers, while others are true of king penguins. Take a minute or two as a class to read through the facts on the sheet, and then ask children to work together to cut, sort and glue the facts to their sorting worksheets (Blackline 4.45). The correct answers are shown below:

Blackline 4.45

NAME _____ DATE _____

Rockhopper & King Penguins a sorting worksheet

  Cut around the fact boxes on the next sheet. Read them and decide which penguin they match. Glue them under the correct penguin below.

 Rockhopper Penguins	King Penguins 
can hop from rock to rock	lay only one egg every two years
lay 2 eggs but may incubate only 1	weigh about 30 pounds
18 inches tall	care for their chicks for 13 or more months
yellow feathers stick out from the side of their heads	yellow and orange feathers on their heads and chests
weigh 5 to 6 pounds	6 inches (3 feet) tall