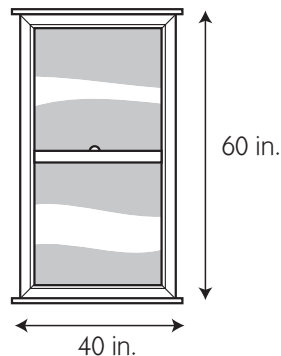





# Number Corner Checkup 3 page 3 of 3

**10** What is the perimeter of the window?

- 20 inches
- 100 inches
- 200 inches
- 240 inches



**11** Which of the following shapes is a cylinder?



**12** This triangle is a face of two of the figures below. Find both of them.



\_\_\_\_\_

