

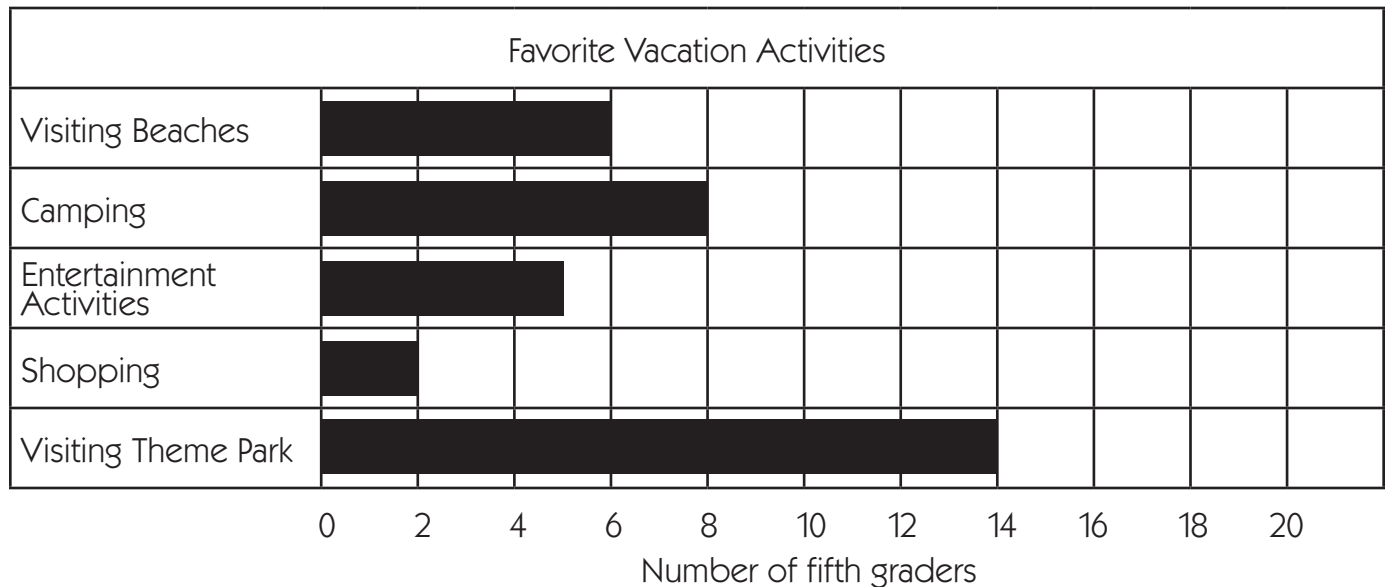
NAME \_\_\_\_\_

DATE \_\_\_\_\_

# Home Connection 48 ★ Worksheet

## Reading Survey Data

Below is a bar graph giving the results of a survey about fifth-graders' favorite vacation activities. Use the information to answer the questions below.



- How many more fifth-graders in this survey would rather visit a theme park than do other entertainment activities? Show how you got your answer.
- How many students participated in this survey? Show how you got your answer.
- Do you think this survey would give someone a good idea of what fifth graders all over the whole country like to do when they go on vacations? Why or why not?

(Continued on back.)

## Home Connection 48 Worksheet (cont.)

**4a** A school official wants student opinions about a new class schedule. Where would this official take a survey to get the most representative group of students?

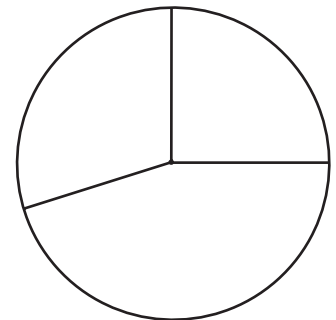
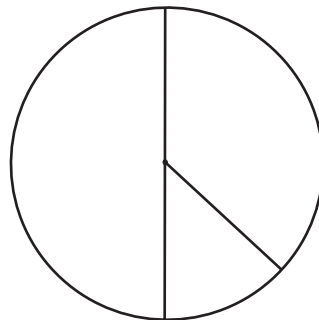
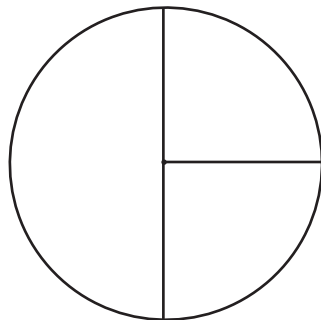
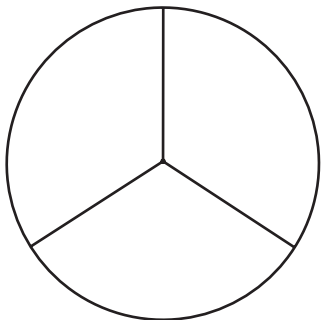
- an assembly    a language arts class    a math class    the school office

**b** Explain the reason for your choice.

**5** A class was surveyed about when they liked to do homework. These were the results.

- 9 students preferred in the evening
- 6 students preferred in the afternoon
- 3 students preferred on the weekend

**a** Which of the following unlabeled circled graphs best pictures this data?



**b** Use numbers, words, and/or a labeled sketch to explain how you made your choice above.

(Continued on next page.)

NAME \_\_\_\_\_

DATE \_\_\_\_\_

**Home Connection 48** Worksheet (cont.)

Complete the following multiplication problems using the strategy that makes the best sense to you. Do not use a calculator.

**example**

$$\begin{array}{r}
 33 \\
 \times 27 \\
 \hline
 20 \times 30 = 600 \\
 20 \times 3 = 60 \\
 7 \times 30 = 210 \\
 7 \times 3 = + 21 \\
 \hline
 891
 \end{array}$$

$$\begin{array}{r}
 6 \quad 68 \\
 \times 25 \\
 \hline
 \end{array}$$

$$\begin{array}{r}
 7 \quad 41 \\
 \times 33 \\
 \hline
 \end{array}$$

$$\begin{array}{r}
 8 \quad 59 \\
 \times 46 \\
 \hline
 \end{array}$$

$$\begin{array}{r}
 9 \quad 201 \\
 \times 32 \\
 \hline
 \end{array}$$

$$\begin{array}{r}
 10 \quad 147 \\
 \times 45 \\
 \hline
 \end{array}$$

(Continued on back.)

## Home Connection 48 Worksheet (cont.)

Complete the following division problems using the strategy that makes the best sense to you. Do not use a calculator. You can make a multiplication menu for the divisor before you start (as in the example below), but you do not have to. Please circle your answer to each problem, as in the example below.

**example**

$$\begin{array}{r}
 3 \\
 20 \overline{) 283} \\
 \underline{- 240} \\
 36 \\
 \underline{- 36} \\
 7
 \end{array}$$

$12 \times 10 = 120$   
 $12 \times 20 = 240$   
 $12 \times 2 = 24$   
 $12 \times 5 = 60$

**11**  $15 \overline{) 398}$

**12**  $38 \overline{) 884}$

**13**  $27 \overline{) 923}$