

Work Place 2B



WORK PLACE GAMES & ACTIVITIES

Bugs in the Garden Addition

This Work Place will need

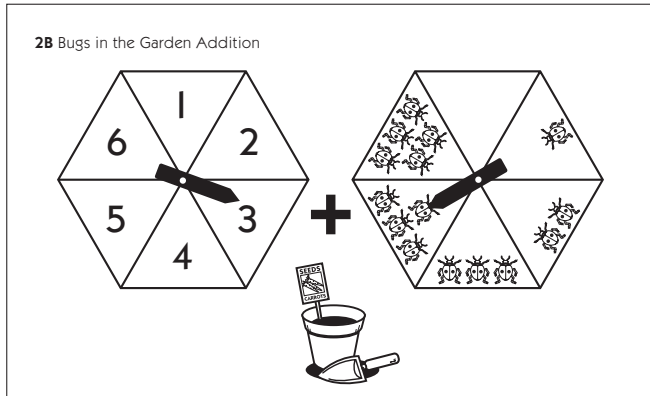
- ★ 3 Bugs in the Garden Addition spinners
- ★ 3 Bugs in the Garden Addition gameboards
- ★ Bugs in the Garden Addition record sheets (Blackline 2.23, run 30 copies and place in a folder)
- ★ bucket of bugs

Skills

- ★ counting
- ★ combining sets
- ★ writing addition number sentences
- ★ understanding the process of addition
- ★ looking for patterns
- ★ counting on

Work Place Instructions

1. Get a spinner to share with a partner. Take a gameboard and some bugs too, if you think you'll want to use them.
2. Get a record sheet and put your name on it. Then spin both arrows on the spinner. Where did they land? Write the combination you got in the first box on your record sheet. Figure the total by laying out the number of bugs you need on each leaf and counting them. If you prefer, you can use your fingers instead of the gameboard, or find some way to figure the total in your head. Once you have the answer, record it on your paper.




"I got 3 and 4. Let's see. That's 3, 4, 5, 6, 7."



(Continued on back.)

Work Place 2B (cont.)

Blackline 2.23
 NAME Robert DATE 10/19
Bugs in the Garden Addition record sheet



$3 + 3 = 6$

| | |
|-------------|-------------------------------|
| $3 + 4 = 7$ | $\square + \square = \square$ |
|-------------|-------------------------------|

“The answer is 7 so I have to write
 $3 + 4 = 7$ on my paper.”

3. Continue spinning and recording until your sheet is finished.
4. Save this record sheet in your Work Folder for your teacher to see. Be sure to mark your planner.

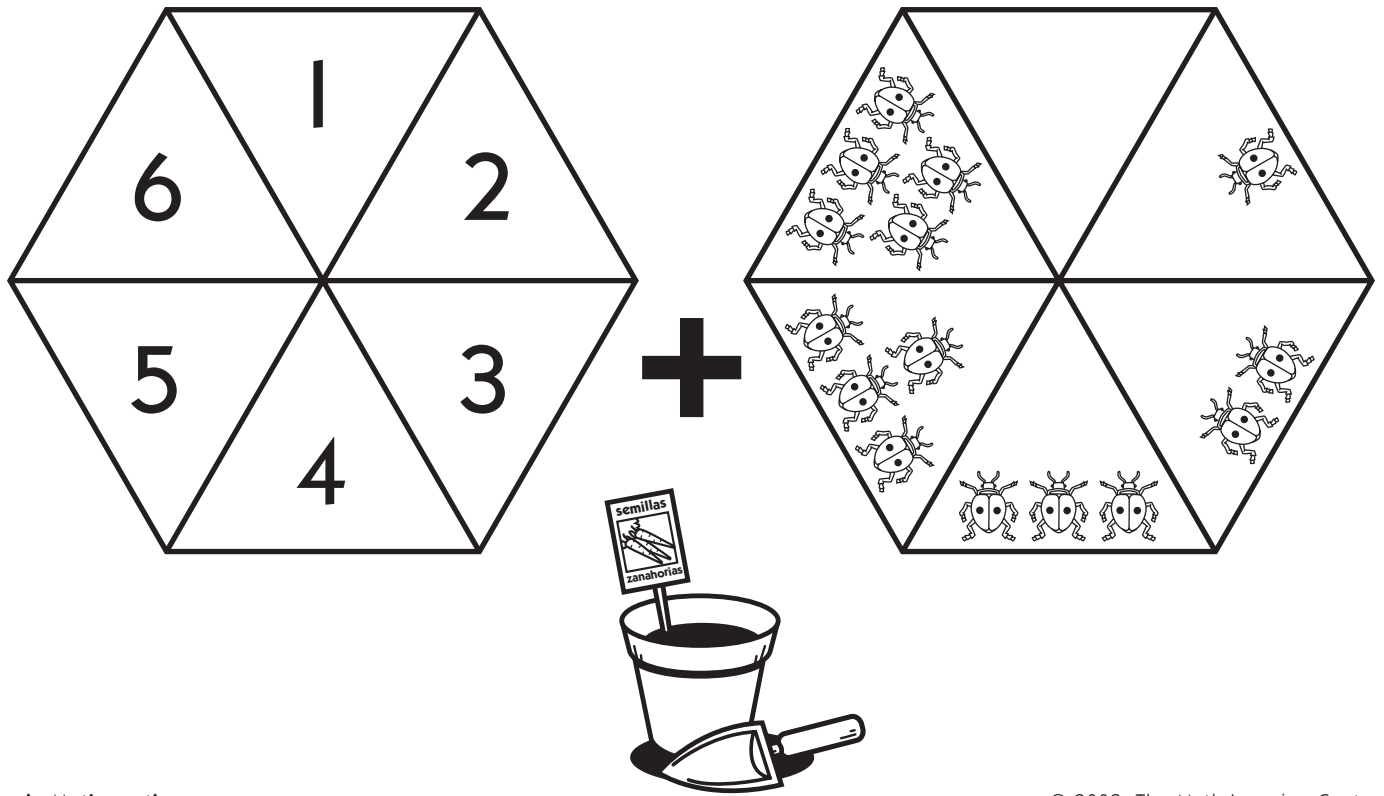
Instructional Considerations

As you nestle in with youngsters who are working here, try to discover their strategies. Are they one-by-one counters? Can they see things in chunks and count on from one quantity to the sum? Are they developing a comfort level with some simple addition combinations? Are they able to read the number sentences they record?

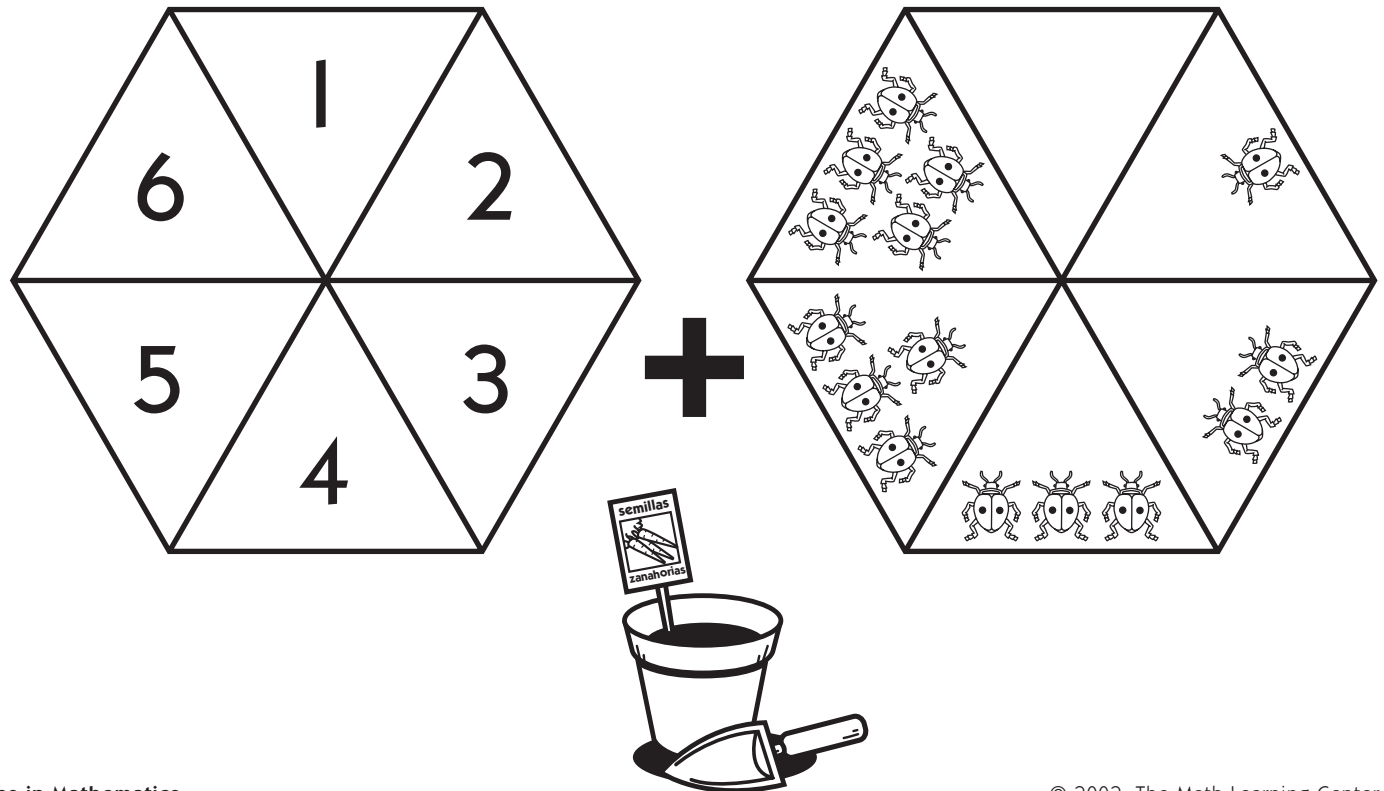
2B Bichitos en el jardín, suma–tablero del juego



2B Bichitos en el jardín, suma



2B Bichitos en el jardín, suma




Make 2 copies on cardstock (3 double spinners needed). Cut apart on thin lines. Laminate. Attach spinners.

NOMBRE _____

FECHA _____

Suma: bichitos en el jardín

hoja para anotar los resultados



$$\boxed{3} + \boxed{3} = \boxed{6}$$

| | |
|--------------------------------------------------------------------|--------------------------------------------------------------------|
| <input type="text"/> + <input type="text"/> = <input type="text"/> | <input type="text"/> + <input type="text"/> = <input type="text"/> |
| <input type="text"/> + <input type="text"/> = <input type="text"/> | <input type="text"/> + <input type="text"/> = <input type="text"/> |
| <input type="text"/> + <input type="text"/> = <input type="text"/> | <input type="text"/> + <input type="text"/> = <input type="text"/> |
| <input type="text"/> + <input type="text"/> = <input type="text"/> | <input type="text"/> + <input type="text"/> = <input type="text"/> |
| <input type="text"/> + <input type="text"/> = <input type="text"/> | <input type="text"/> + <input type="text"/> = <input type="text"/> |