

Day 2



CALENDAR COMPONENTS

Introducing the October Daily Routines

The markers are ready. What pattern would be most interesting on this month's calendar grid? Today, children form several different patterns. After you choose one of these, post and number the first few markers to bring the October calendar up to date. Then children check on current weather conditions and post that information (along with yesterday's weather) on the Our Month in School chart.

The Calendar Grid What Shall Our Pattern Be?

Skills

- ★ copying and extending repeating patterns
- ★ exploring AB, AABB, AAB, and ABB patterns

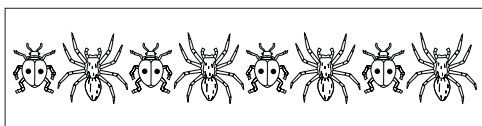


You'll need

- ★ calendar grid with the September markers removed
- ★ ladybugs and spiders students made yesterday
- ★ October pattern strips
- ★ pocket chart
- ★ Calendar Numbers, sheets 1–2 (Black-lines NC 2–NC 3, run 1 copy of each and cut apart)

Invite children to join you in the discussion area. Explain that they're going to work together to make some patterns with their bugs before you choose one for the class calendar grid. Pass out the ladybugs and spiders, one per child. If the class made both kinds, return each bug to its owner. If you teach two sessions, explain that you want this month's calendar grid to feature both spiders and ladybugs, which means that some children might end up holding bugs that were made by students in the other class.

After the bugs have been distributed, display one of your pattern strips in the pocket chart and read the sequence together.

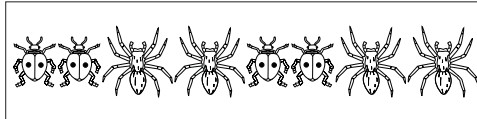


Can the children, holding their ladybugs and spiders, stand in a line that will match this pattern? Call them up a few at a time to form the pattern. Con-

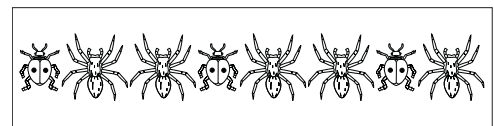
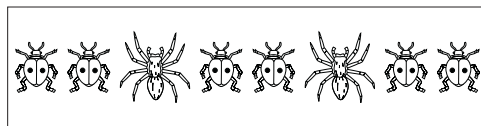
Day 2 Introducing the October Daily Routines (cont.)

tinue until everyone is standing. Is it still the same pattern? Have everyone chant the pattern as a helper points to each person in the line.

Then ask everyone to sit down again. Post another strip and read the new pattern together. To copy the pattern, how many ladybugs will they need? (4) spiders? (4). Call children up again a few at a time to form a line that matches and then extends this pattern. When everyone is standing, chant the pattern together as a new helper points to each child in the line.



Continue in this manner until you've explored three or perhaps all four of the patterns shown on the strips, and then choose one to use on your calendar grid. (If you have at least 21 ladybugs or spiders in your collection, you might want to choose one of the two patterns shown below because both of them create such interesting diagonals as they develop throughout the month. If you don't have enough ladybugs or spiders, choose one of the first two patterns to go on the grid.)



Collect all the bugs from your students. Post enough of the bugs on the grid to bring the calendar up to date. Post the strip that shows the chosen pattern.

| | | | | | | |
|--|--------|---------|-----------|----------|--------|----------|
| <div style="border: 1px solid black; display: inline-block; padding: 2px 10px;"> October </div> | | | | | | |
| Sunday | Monday | Tuesday | Wednesday | Thursday | Friday | Saturday |
| 1 | 2 | 3 | | | | |
| | | | | | | |
| | | | | | | |

This Month's Pattern Is

Once the bugs have been placed in the correct calendar pockets, ask children what numeral should be placed on each. With the children's guidance, glue the Calendar Marker Numbers on the appropriate bugs.

Day 2 Introducing the October Daily Routines (cont.)

Our Month in School


Skills

- ★ observing and describing the weather


You'll need

- ★ Our Month in School chart with the number cards from September removed
- ★ Weather cards

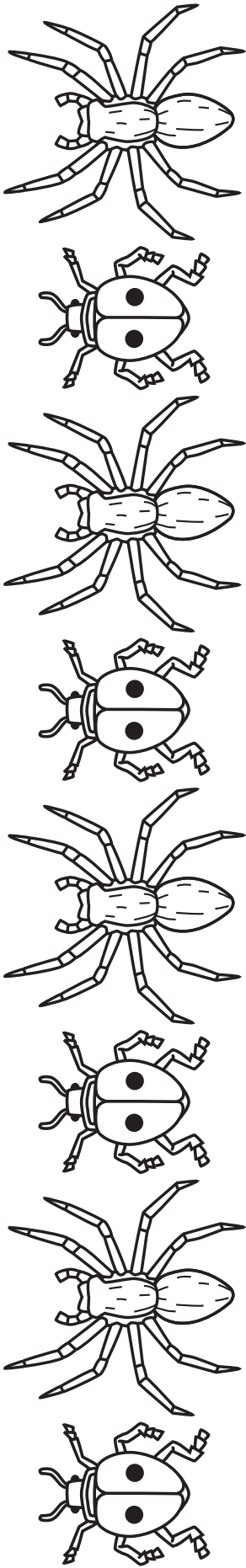
Next, draw children's attention to the Our Month in School chart. Explain that this month, instead of writing numbers each day they come to school, they'll be checking on the outside weather and recording their observations by placing a card on the chart. Show them a sample of each weather card and then go outside to check on current weather conditions. Which picture best fits today's weather? What was the weather like yesterday? Which picture best shows yesterday's conditions?



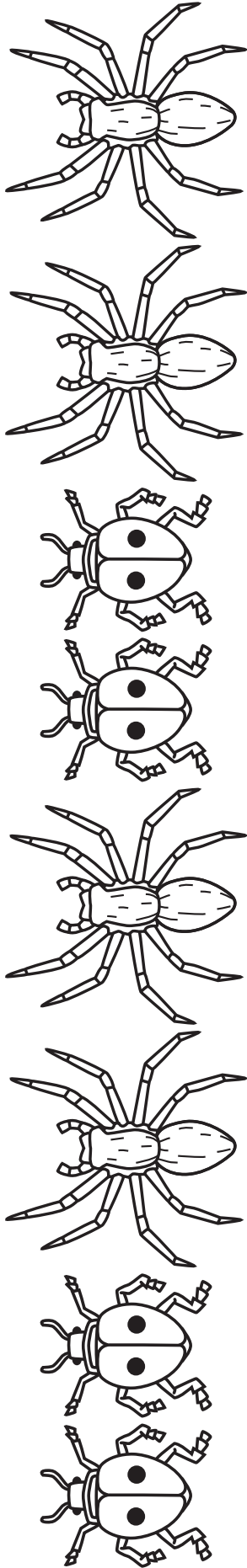
Select a helper to post the two cards needed to bring the Our Month in School chart up to date.



Pattern Strips sheet 2



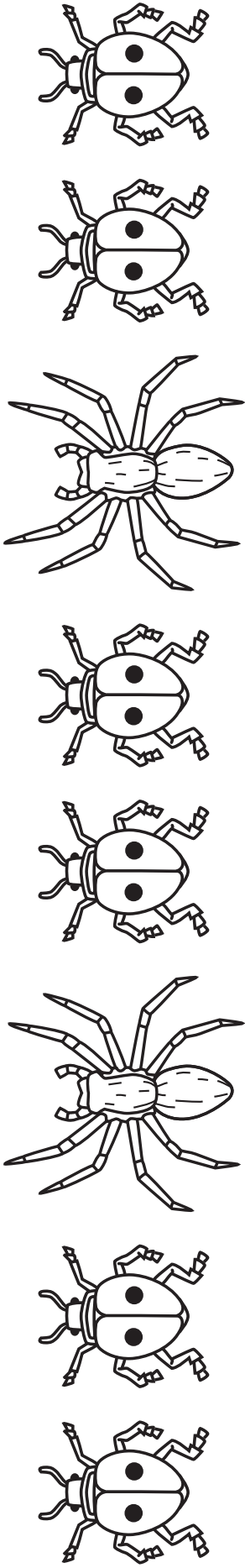
Number Corner October pattern strips




Number Corner October pattern strips

Make 1 copy on cardstock. Cut apart on thin lines. Laminate.

Pattern Strips sheet 3



Number Corner October pattern strips



Number Corner October pattern strips