

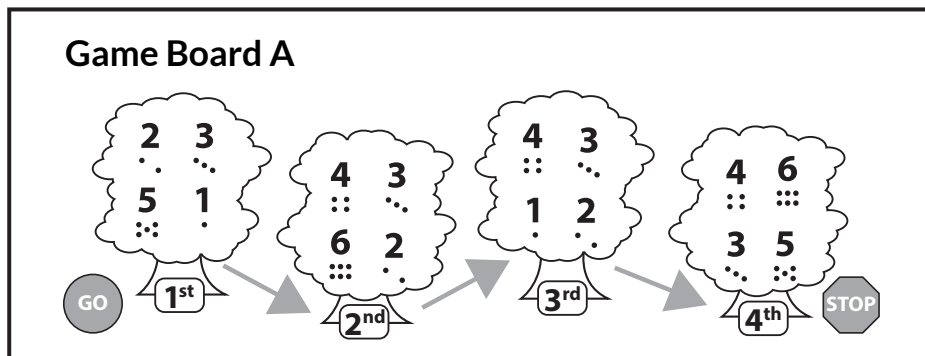

Butterfly Number Search

Object of the Game

Imagine you're a butterfly moving from number to number on each bush. Try to be the first butterfly to visit all four bushes in order.

Materials

- A Butterfly Number Search Game Board
If you don't have a copy of the game board or can't print a copy right now, you can make your own. Find directions for making your own game board at the end of this document.
- A dotted die (1-6)
- 2 game markers in different colors or types (erasers, coins, small pieces of paper)



Printable Game Board

Skills

This game helps us practice:

- Reading numerals 1-6
- Matching dots on die to a numeral
- Sequencing order

How to Play

1. Get ready to play:
 - » Make sure both game pieces are off the board.
 - » Decide who will go first.
2. Player 1 rolls the die and looks to see if the matching numeral is on the first bush. If it is, they get to move their marker to the bush and set it on top of the numeral. If it isn't, they wait for the next turn to try again.
3. Players take turns rolling and moving their game pieces from bush to bush until they've reached the fourth bush.
 - » Two players can place their marker on the same numeral on a given bush.
4. See the Tips for Families for suggested questions to ask during the game.
5. Have fun!

Tips for Families

Before the game:

- Ask your child to point out and name the numbers they see on the game board. Not sure of one or two? This game will provide good practice.
- Point out the path from one bush to the next so that players know the direction to move their game markers.

As you play:

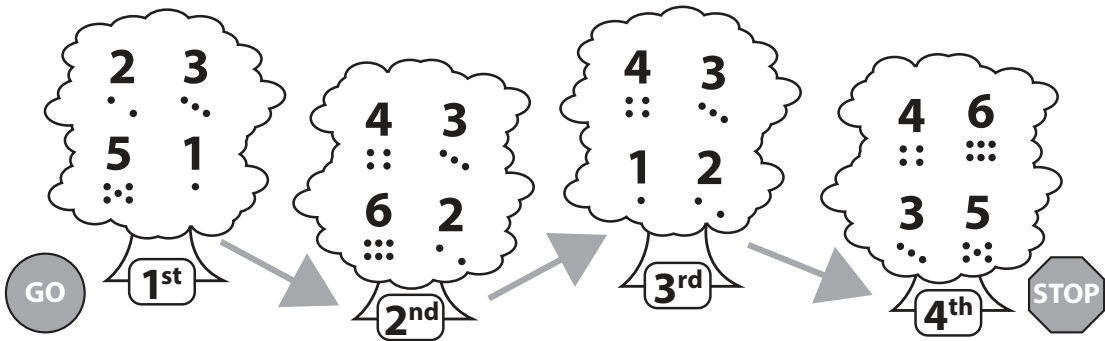
- Ask questions:
 - » *What number did you roll?*
 - » *What numbers are on the first (second/third/fourth) bush? Do you see your number in that bush?*
 - » *Which number do you hope to get next? Why?*

Change It Up

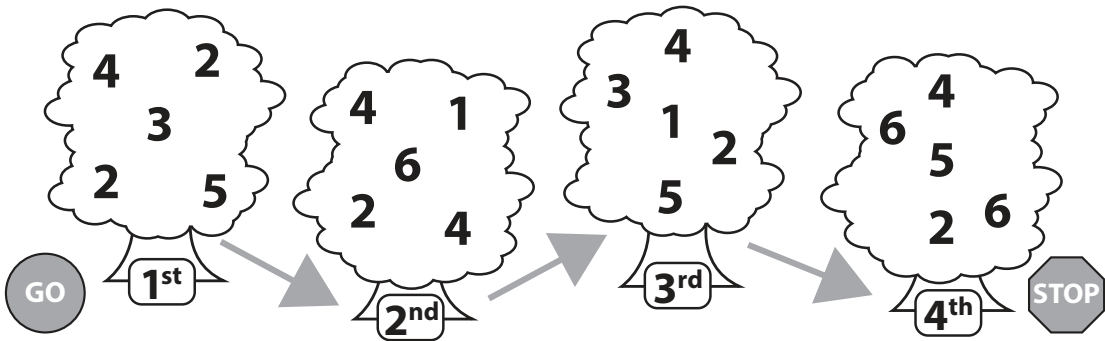
Making even small changes to a game can invite new ways of thinking about the math. Try making one of the changes below.

- If you need more practice with matching dot patterns to dot patterns, use Game Board A.
- If you're ready for more of a challenge, use Game Board C and 2 dotted dice instead of just one.

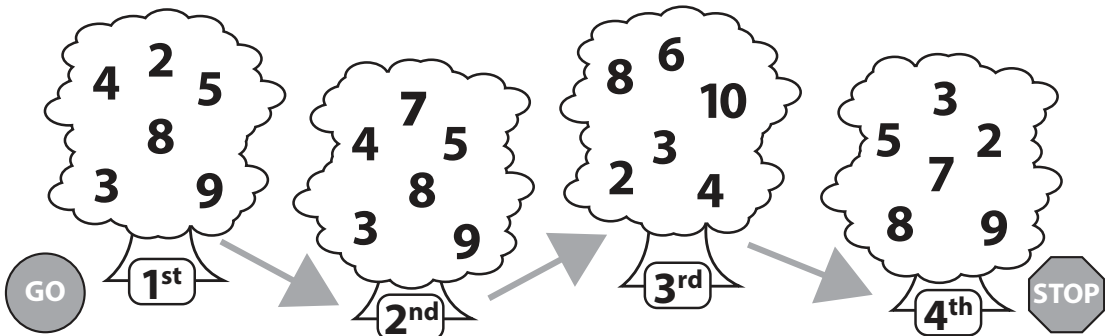
Game Board A



Game Board B



Game Board C



Directions for making your own record sheet

- Fold a piece of blank paper in half lengthwise and widthwise to make 4 boxes.
- Each box will be one “butterfly bush.”
- Write 4 numerals from the set 1–6 in each box. Write the numerals in random order, making sure that each numeral is in at least 2 boxes.
- Label the boxes 1st, 2nd, 3rd, and 4th.
- Draw arrows to show the path from 1 box to another.

