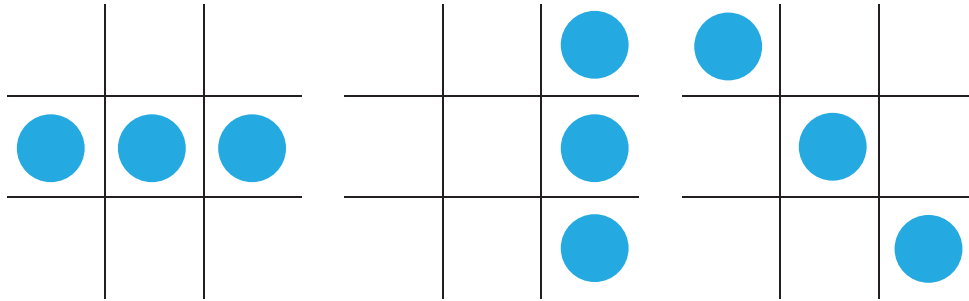


Dots, Tallies & Numbers Bingo

Object of the Game

Be the first player to claim 3 spaces in a row, column, or on the diagonal to win the game.



Three ways to win!

Materials

- A deck of Ten-Frame Cards
Print the Ten-Frame Cards or make your own by drawing ten-frames and dots on pieces of paper or cardboard, using the printable cards for the examples. Cereal and cracker boxes make great cards. If using an existing deck of cards, remove the card for 10.
- A deck of Tally Cards
Print the Tally Cards or make your own by drawing tallies on pieces of paper or cardboard.
- Dots, Tallies & Numbers Bingo Boards (1 for each player)
Print the bingo boards or use paper to make your own.
- 18 objects to use as game markers for covering numbers on the bingo board (9 for each player). You can use dried beans, coins, paper scraps, small toys such as building blocks, etc.

Skills

This game helps us practice:

- Identifying numbers 1–9
- Matching groups of dots/tallies to the correct number
- Counting on from 5

How to Play

1. Get ready to play:
 - » Print or draw a bingo board. If making your own boards, write numbers 1–9 in random order in the boxes.
 - » Mix up the ten-frame cards and the tally cards so that they are all in one stack. Place them face-down between the players.
 - » Decide who will go first.
2. Player 1 turns over a card. Then the player identifies the number of dots or tallies shown on the card and looks for a space to claim on the bingo board. If either player has the number that matches the number of dots or tallies on their board, the player covers the number with a game marker.
3. Player 2 takes a turn drawing a card and identifying the number of dots. If either player has the number that matches the number of dots or tallies on their board, the player covers the number with a game marker.
4. Players continue turning over the cards to claim spots on their bingo boards. With each turn, both players look for the number on their bingo board.
5. The first player to get 3 spaces in a row, column or on the diagonal calls, “Bingo!” and wins!
6. Have fun!

Tips for Families

Before the game:

- Ask your child to name the numbers on their bingo board. Not sure? Say the numbers together.
- Show your child a couple of the ten-frame cards and tally cards and ask them how many they see.
- If not using the printed bingo boards, help your child set up their bingo board. You might write the numbers for your child and then have them trace over your writing with a marker or crayon.

During the game:

- Ask your child to tell you how they know how many dots or tallies are on the cards. They may have ways to recognize small quantities on the card, such as groups of 5, without counting them one-by-one. For example, if looking at a tally card, they may recognize the group of 5 and count on from 5 saying 5...6, 7, 8...

- Ask your child to read the number on the board before covering it up.
- Talk about strategy. Ask: *What number do you hope to get on your next turn? What would it look like?*

After the game:

- Count how many numbers were covered and how many were not covered.
- Have your child read the numbers as each one is uncovered.

Change It Up

Making even small changes to a game can invite new ways of thinking about math. Try making one of the changes below.

- Use only dot cards or only tally cards as you play.
- After claiming a spot, have the player hop or do another action as many times as the number claimed.

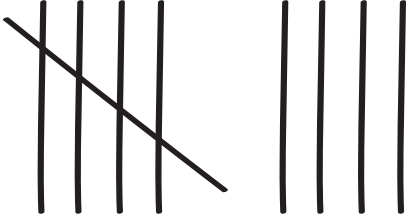








Ten-Frame Cards



<table border="1"><tr><td>●</td><td>●</td><td>●</td><td>●</td><td>●</td></tr><tr><td>●</td><td>●</td><td>●</td><td>●</td><td></td></tr></table>	●	●	●	●	●	●	●	●	●		<table border="1"><tr><td>●</td><td>●</td><td>●</td><td>●</td><td>●</td></tr><tr><td></td><td></td><td></td><td></td><td></td></tr></table>	●	●	●	●	●					
●	●	●	●	●																	
●	●	●	●																		
●	●	●	●	●																	
<table border="1"><tr><td>●</td><td>●</td><td>●</td><td>●</td><td>●</td></tr><tr><td>●</td><td>●</td><td>●</td><td></td><td></td></tr></table>	●	●	●	●	●	●	●	●			<table border="1"><tr><td>●</td><td>●</td><td>●</td><td>●</td><td></td></tr><tr><td></td><td></td><td></td><td></td><td></td></tr></table>	●	●	●	●						
●	●	●	●	●																	
●	●	●																			
●	●	●	●																		
<table border="1"><tr><td>●</td><td>●</td><td>●</td><td>●</td><td>●</td></tr><tr><td>●</td><td>●</td><td></td><td></td><td></td></tr></table>	●	●	●	●	●	●	●				<table border="1"><tr><td>●</td><td>●</td><td>●</td><td></td><td></td></tr><tr><td></td><td></td><td></td><td></td><td></td></tr></table>	●	●	●							
●	●	●	●	●																	
●	●																				
●	●	●																			
<table border="1"><tr><td>●</td><td>●</td><td>●</td><td>●</td><td>●</td></tr><tr><td>●</td><td></td><td></td><td></td><td></td></tr></table>	●	●	●	●	●	●					<table border="1"><tr><td>●</td><td>●</td><td></td><td></td><td></td></tr><tr><td></td><td></td><td></td><td></td><td></td></tr></table>	●	●								
●	●	●	●	●																	
●																					
●	●																				
	<table border="1"><tr><td>●</td><td></td><td></td><td></td><td></td></tr><tr><td></td><td></td><td></td><td></td><td></td></tr></table>	●																			
●																					

Tally Cards



Dots, Tallies & Numbers Bingo Game Board 1

5	2	7
6	4	8
9	1	3

Dots, Tallies & Numbers Bingo Game Board 2

1	6	2
7	3	9
8	5	4