

Pre-K Math Scavenger Hunt 1

Object of the Game

Are you ready for a scavenger hunt?

Find, make, or draw 10 of the 12 items from the list to be a Scavenger Scholar!

Materials

- Scavenger Hunt Grid
Print the record sheet or write the numbers 1-12 on a sheet of paper.
- Pen, pencil, crayon, or marker
- A curious mind
- Scratch paper for drawings (optional)

Skills

This game helps us practice:

- Counting groups of objects to 5
- Identifying numbers 1, 2, 3, 4, 5
- Sorting objects by size
- Finding and creating patterns
- Comparing objects by size/weight




How to Play

1. Look over the scavenger hunt grid.
2. Search your home for examples of the items on the list.
3. Draw an X for each item when you find it.
Hint: *If you can't find something on the list, make it or draw it yourself.*
4. Find, make, or draw 10 of the 12 items to win.
5. For an extra challenge, try to find everything on the list.
6. Have fun!

SET 1 PRE-KINDERGARTEN MATH SCAVENGER HUNT | FAMILY GAME

Set 1 Pre-Kindergarten Math Scavenger Hunt

Find, make, or draw ...

1 A group of 4 objects	2 5 round objects	3 The number 3	4 A pattern that shows colors 
5 Something lighter than an apple	6 4 orange objects	7 Something taller than you	8 A group of 3 objects
9 The number 1	10 A pattern that shows size 	11 The number 5	12 Something heavier than a box of crayons 

© 2021 The Math Learning Center | mathlearningcenter.org
The Math Learning Center grants permission to learners, families, and educators to reproduce these documents in appropriate quantities for educational use. While you may link to these resources, any other redistribution requires written permission.

Tips for Families

- If you don't have a copy of the scavenger hunt grid or can't print a copy right now, make a numbered list or grid from 1 to 12 on a sheet of paper. Have your child draw an X for each numbered item they find, make, or draw.
- You don't have to complete the scavenger hunt all at once. You can come back to it later.
- If your child can't find something, remind them that it's okay to make or draw it.


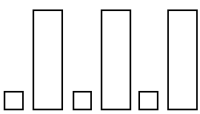

Change It Up

Making even small changes to a game can invite new ways of thinking about the math. Try making one of the changes below.



- Set a timer! How long did it take to find 10 items? Did it take more or less than 20 minutes?
- Make your own math scavenger hunt! Help your family find the items.

Set 1 Pre-Kindergarten Math Scavenger Hunt

Find, make, or draw ...

<p>1</p> <p>A group of</p> <p>4</p> <p>objects</p>	<p>2</p> <p>5 round objects</p>	<p>3</p> <p>The number</p> <p>3</p>	<p>4</p> <p>A pattern that shows colors</p> 
<p>5</p> <p>Something lighter than an apple</p>	<p>6</p> <p>4 orange objects</p>	<p>7</p> <p>Something taller than you</p>	<p>8</p> <p>A group of</p> <p>3</p> <p>objects</p>
<p>9</p> <p>The number</p> <p>1</p>	<p>10</p> <p>A pattern that shows size</p> 	<p>11</p> <p>The number</p> <p>5</p>	<p>12</p> <p>Something heavier than a box of crayons</p> 

Sample Responses

<p>1</p> <p>A group of</p> <p>4</p> <p>objects</p>	<p>2</p> <p>5 round objects</p>	<p>3</p> <p>The number</p> <p>3</p>	<p>4</p> <p>A pattern that shows colors</p> 
<p>5</p> <p>Something lighter than an apple</p>	<p>6</p> <p>4 orange objects</p>	<p>7</p> <p>Something taller than you</p>	<p>8</p> <p>A group of</p> <p>3</p> <p>objects</p>
<p>9</p> <p>The number</p> <p>1</p>	<p>10</p> <p>A pattern that shows size</p> 	<p>11</p> <p>The number</p> <p>5</p>	<p>12</p> <p>Something heavier than a box of crayons</p> 