

Race You to 30¢

Object of the Game

Players take turns collecting pennies and trading 10 pennies for 1 dime. The winner is the first player to collect exactly 3 dimes.

Materials

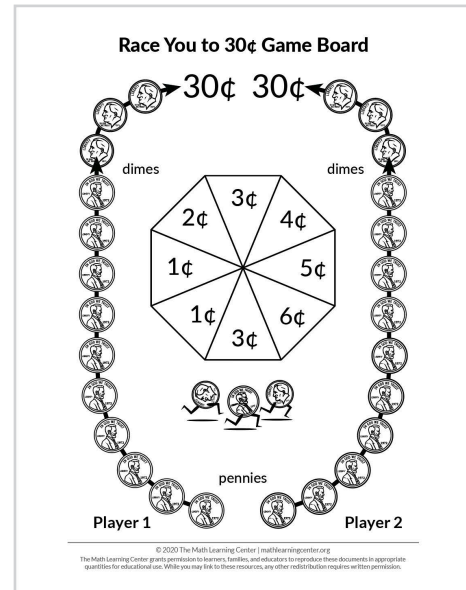
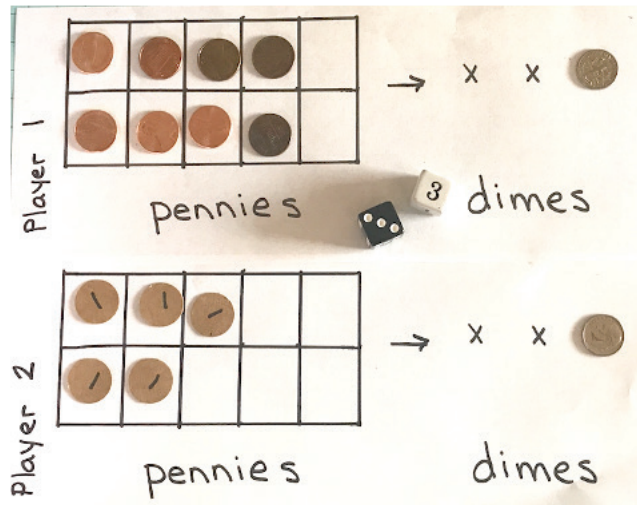
- 24 real or pretend pennies
- 5 real or pretend dimes
- 1 Race You to 30¢ Game Board
- Pencil and paper clip or safety pin for the spinner



You can make pretend pennies and dimes by cutting circles out of cereal or cracker boxes or any kind of paper.

If you don't have a copy of the game board or can't print a copy right now, you can still play the game. Try drawing your own 10-frames. When a 10-frame fills with 10 pennies, trade the pennies for 1 dime. You will need a 10-frame for each player.

You can share a dotted or numbered dice instead of using the spinner.



Skills

This game helps us practice

- Identifying pennies and dimes
- Counting by 10s and 1s
- Trading 10 ones to make 1 ten



How to Play

1. Play with a partner. Decide who will go first.
2. Take turns spinning the spinner or rolling the dice. Take that number of pennies and set them on the game board or in your 10-frame.
3. When you get 10 or more pennies, you get to trade 10 pennies for 1 dime. If you have extra pennies, keep them on the game board or in your 10-frame.
4. If a player is getting close to 30¢ and spins a number that is more than the number of pennies needed to win, the player loses that turn.
5. The first player to get 3 dimes (30¢ exactly) wins the game.
6. Have fun!

Tips for Families

Before you play:

- Talk about the coins. *Can you name the coins? How much are they worth? Have you heard these rhymes before?*



During the game:

- Ask questions:
 - » *How many more pennies do you need before you can trade for a dime?*
 - » *I see that you have 2 dimes and 1 penny right now. How much money is that? Let's count it together, ready? Ten, twenty, twenty-one—you have twenty-one cents. Let's count how much money I have.*
 - » *Who has more money right now?*
 - » *How much would one of us need to catch up with the other?*
 - » *How many more pennies do you need before you'll have 30¢ exactly?*
 - » *How many more pennies do I need?*

After the game:

- Ask questions:
 - » *How much money did you collect?*
 - » *How much money did I collect?*
 - » *How much do we have in all?*

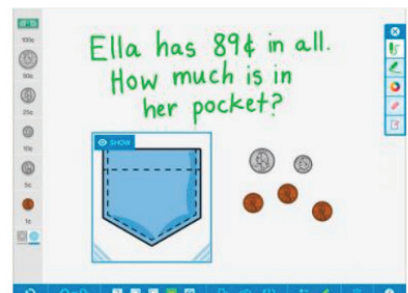
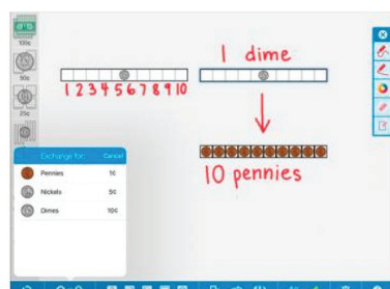
Change It Up

Making even small changes to a game can invite new ways of thinking about the math. Try making one of the changes below.

- Try adding nickels to your game. When you get 5 pennies, you can trade for 1 nickel. When you get 2 nickels, you can trade for 1 dime.
- Play to 50¢ or even \$1.00. You'll need to add more dimes to play for larger amounts.
- Want to learn more about money? Try the free Money Pieces app, available at www.mathlearningcenter.org/resources/apps/money-pieces.



- » Try playing the game using the app.
- » Write your own money story problems.
- » Learn about other coins and dollars.



Race You to 30¢ Game Board

