

Race You to 50¢

Object of the Game

Players take turns collecting pennies and trading 5 pennies for 1 nickel. When a player has 5 nickels, the nickels are traded for 1 quarter. The winner is the first player to collect 2 quarters.




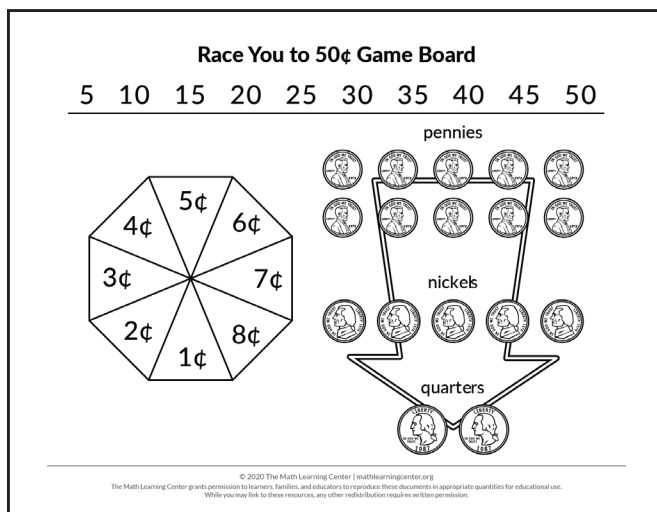
Materials

- 40 real or pretend pennies
- 10 real or pretend nickels
- 4 real or pretend quarters
- 2 Race You to 50¢ Game Boards
- Pencil and paper clip or safety pin for spinner

You can make pretend pennies, nickels, and quarters by cutting circles out of cereal or cracker boxes or any kind of paper. Then, write the value of the coins on the circles.

If you don't have a copy of the game board or can't print a copy right now, you can still play the game. Try drawing your own game board with a 10-frame and a 5-frame. When your 10-frame has 5 or more pennies, trade 5 pennies for 1 nickel. When your 5-frame has 5 nickels, trade your 5 nickels for 1 quarter. You will need a 10-frame and 5-frame for each player.

You can make your own spinner or share a dotted or numbered dice. With a dice, you'll only be able to collect up to 6 pennies at a time.



Skills

This game helps us practice

- Identifying pennies, nickels, and quarters.
- Counting by 1s, 5s, and 25s as you figure out how much money you have so far.




How to Play

1. Play with a partner. Decide who will go first.
2. Take turns spinning the spinner or rolling the dice. Take that number of pennies and set them on the game board or in your 10-frame.
3. Each time you have 5 or more pennies, you can trade 5 pennies for 1 nickel. When you collect 5 nickels, you can trade them for 1 quarter.
4. The first player to get 2 quarters wins the game. It's okay if you go over 50¢
5. Have fun!

Tips for Families

Before you play:

- Talk about the coins. *Can you name the coins? How much are they worth? Have you heard these rhymes before?*

<p>PENNY</p> <p>Penny, penny, Easily spent. Copper brown and worth one cent.</p>  <p>1¢</p>	<p>NICKEL</p> <p>Nickle, nickel, Thick and fat. You're worth five cents, I know that.</p>  <p>5¢</p>	<p>QUARTER</p> <p>Quarter, quarter, Big and bold. You're worth twenty-five I am told.</p>  <p>25¢</p>
--	---	--

As you play:

- Ask questions.
 - » *How many pennies does it take to make a nickel? How many nickels does it take to make a quarter?*
 - » *Do you have enough pennies to trade in for a nickel?*
 - » *How much money do you have so far? How much do I have on my board?*

- » *Who's ahead right now? How much do you/I need to catch up with me/you?*
- » *How much more money do you need to make a quarter?*
- » *How much more money do you need to get all the way to 50¢?*

After the game:

- Ask questions:
 - » *How much money did you collect?*
 - » *How much money did I collect?*
 - » *How much do we have in all?*
 - » *What is the difference between our amounts?*

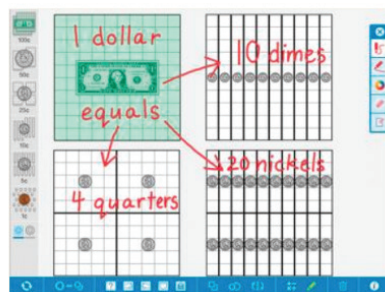
Change It Up

Making even small changes to a game can invite new ways of thinking about the math. Try making the change below.

- Play for \$1.00. You'll need to add 3 more quarters to your coin collection, and 1 real or pretend \$1.00 bill. The winner is the first player to get 4 quarters that are traded for \$1.00.

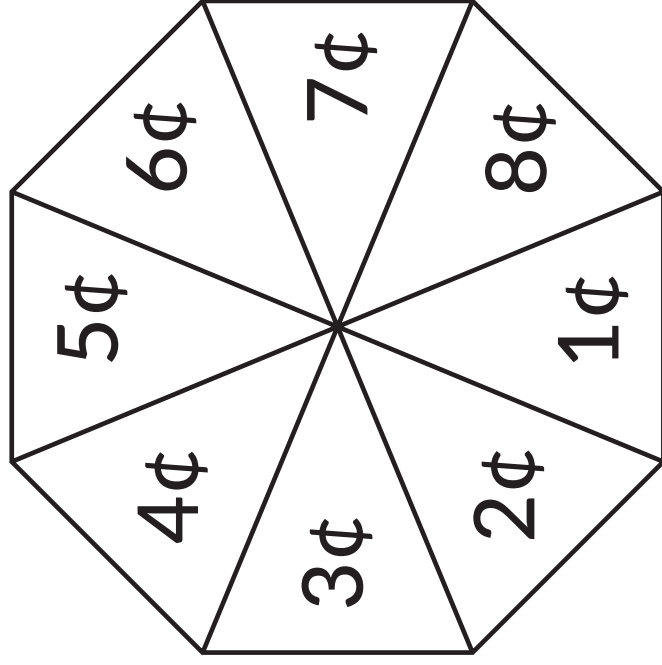


- Want to learn more about money? Try the free Money Pieces app, available at www.mathlearningcenter.org/resources/apps/money-pieces.
 - » Try playing the game using the app.
 - » Write your own money story problems.
 - » Learn about other coins and dollars.

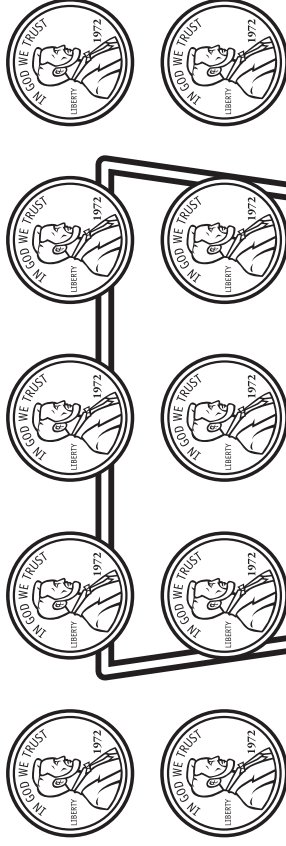


Race You to 50¢ Game Board

5 10 15 20 25 30 35 40 45 50



pennies



nickels



quarters

