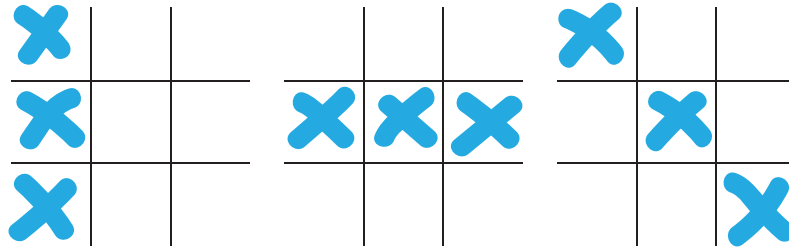


# Shapes & Numbers Tic-Tac-Toe

## Object of the Game

Be the first player to claim three spaces in a row, column, or on the diagonal to win the game.



Three ways to win!

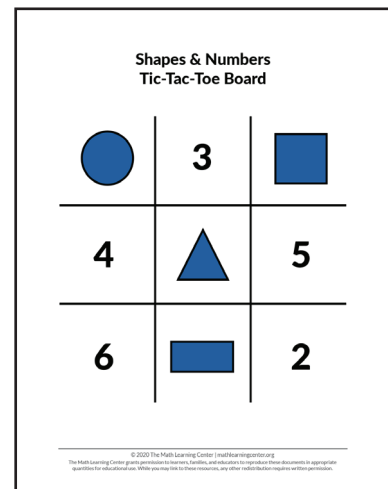
## Materials

- Shapes & Numbers Tic-Tac-Toe Board
- Paper to create a shared tic-tac-toe record sheet
- 2 different color pens, pencils, crayons, or markers

## Skills

This game helps us practice:

- Identifying and naming shapes and numbers
- Finding shapes and numbers in our environment



## How to Play

1. Draw a large tic-tac-toe grid on a sheet of paper.
2. Decide which player will be Xs and which will be Os.
3. Players take turns choosing a space on the Tic-Tac-Toe Board, locating that number or shape in their home, and recording X or O on the corresponding space on the record sheet.
  - » When you select a space with a shape in it, do the following:
    - ✎ Say the name of the shape out loud.
    - ✎ Show how many sides the shape has with your fingers.
    - ✎ Tell where you find the shape in your home.

- » When you select a space with a number in it, do the following:
  - ✎ Show the number with your fingers.
  - ✎ Count the objects or count from 1 up to the number.
  - ✎ Tell where you found the number (or the number of objects) in your home.
- 4. The first player to claim 3 spaces in a row, column, or on the diagonal wins the game.
- 5. Have fun!

## Tips for Families

Before the game:

- Ask your child to name the shapes and numbers on the Tic-Tac-Toe Board. Not sure? Say the names together.

During the game:

- Ask your child to help you follow the directions in step 3 when you're claiming a space.

After the game:

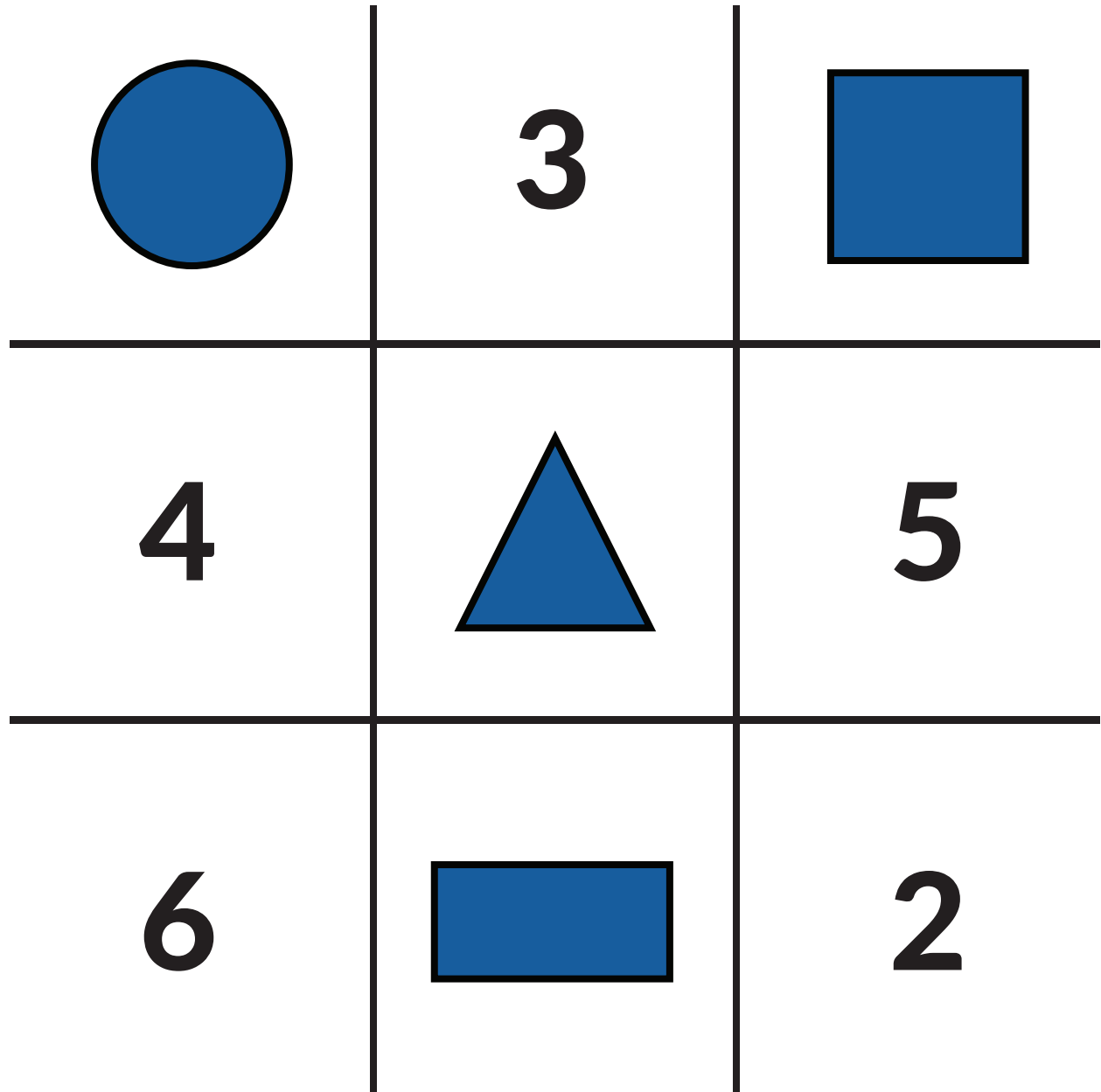
- Count how many spaces were claimed and how many were left.
- Count how many spaces have Xs and how many spaces have Os.

## Change It Up



Making even small changes to a game can invite new ways of thinking about the math. Try making one of the changes below.

- Limit your search to one room of your home, such as the kitchen or your child's bedroom.
- Play Shapes & Numbers Tic-Tac-Toe by looking for the shapes in children's books or family-friendly magazines.
- Invite your child to help create a new Tic-Tac-Toe Board. What would they like to put in each space? Write their ideas or have them draw pictures in each space.


# Shapes & Numbers Tic-Tac-Toe Board



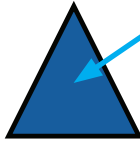
# Sample Responses



3



4



5



6



2

