


Target 10

Object of the Game

Players combine two or more cards that add up to 10. The player who collects more cards by the end of the game wins.

Materials

- 1 set of Number Cards
(2 cards each of numbers 1–10)
Print the cards, use the 2–10 cards and aces for 1s from a deck of standard playing cards, or make your own cards. You can use paper, a grocery bag, or a cereal or other food box to make cards.
- 2 placemats or large sheets of paper (optional)




Skills

This game helps us practice


- Combinations of 10
- Adding with 2 or more numbers
- Addition facts within 10

How to Play

1. Get ready to play:
 - » Mix up the cards and place them in a stack facedown between players.
 - » Decide who goes first.
 - » Hint: To keep the game organized, you may find it helpful to put a placemat or large piece of paper in front of each player.



2. The first player takes a card from the top of the stack, turns it faceup, and reads the number on the card.
 - » If the card shows 10, the player keeps it.
 - » If the card shows anything besides 10, the player leaves it beside the stack.




3. The next player takes the top card from the stack, turns it faceup, and reads the number on the card.
 - » If the card shows 10, the player keeps it.
 - » If the card can be combined with a faceup card to make 10, the player gets to keep both cards.
 - » If the player can't make 10, the player leaves it next to the other faceup cards.




Dad: I turned over a 3. I can't make 10 with 8 and 3 so I'll leave them both there.

4. Take turns drawing cards and trying to make combinations of 10.
 - » You can use more than two cards to make a combination of 10. For example, you can use the cards 2, 2, and 6 to make 10, and then you get to keep all three cards.
 - » If you can't make 10, leave the card faceup next to the other cards.



Max: I hope my next card is 2, 3, or 9 so I can make 10!

5. Keep going until all the cards in the stack are used or you can't make any more combinations of 10. The player with the greater number of cards wins!



Max: I can't make 10 with those numbers, and we're out of cards. Game over!

Dad: I have 8 cards, and you have 8 cards too. That's a tie!

Tips for Families

Before the game:

- Talk about numbers that add up to 10. What are some pairs of numbers that have a sum of 10?
- Go over an example that uses more than two cards to make 10. Remember, the goal of the game is to keep as many cards as possible. When you use more than two cards to make 10, you get to keep all those cards. It can help you win the game!

During the game:

- Ask questions:
 - » *What number are you hoping to get? Why?*
 - » *Can you see a way to combine your card with two others in our collection to make 10?*

Change It Up

Making even small changes to a game can invite new ways of thinking about the math. Try making one of the changes below. How did it change your strategy for winning the game?

- Use a greater target number. Try targets of 12, 15, or 20. In this game variation, players who turn over a 10 card from the top of the stack do not automatically get to keep it.
- Place the 1-5 cards facedown in one stack and the 6-10 cards facedown in a separate stack. For each player's turn, they can choose which stack to pick a card from.
- Change the cards you're using. For example, take out all the 4s.
- Try playing with 3 or 4 players.

1	1	2
2	3	3
4	4	5
5	<u>6</u>	<u>6</u>

7	7	8
8	<u>9</u>	<u>9</u>
10	10	