

# Unit 3 Pre-Kindergarten Math Scavenger Hunt

## Object of the Game

Are you ready for a scavenger hunt?

Find, make or draw 10 of the 12 items from the list to be a Scavenger Scholar!

## Materials

- Scavenger Hunt Grid  
*Print the record sheet or write the numbers 1-12 on a sheet of paper.*
- Something to write with (a pen, pencil, crayon, or marker will work fine)
- A curious mind
- Extra paper for drawings (optional)

## Skills

This game helps us practice:

- Describing shapes
- Identifying shapes
- Sorting objects by size and color
- Finding patterns


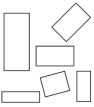






## How to Play

1. Look over the scavenger hunt chart.
2. Search your home for examples of the items on the list.
3. Draw an X for each item when you find it.  
Hint: If you can't find something on the list, make it or draw it yourself.
4. Find, make, or draw 10 of the 12 items to win.
5. For an extra challenge, try to find everything on the list.
6. Have fun!

UNIT 3 PRE-KINDERGARTEN MATH SCAVENGER HUNT | FAMILY GAME

**Unit 3 Pre-Kindergarten Math Scavenger Hunt**

Find, make, or draw...

<b>1</b> A long rectangle	<b>2</b> A shape with 4 sides	<b>3</b> A red circle 	<b>4</b> 6 rectangles 
<b>5</b> Something shaped like a square 	<b>6</b> A blue rectangle 	<b>7</b> A picture with more than 1 shape	<b>8</b> Something shaped like a triangle 
<b>9</b> A pattern that used shapes 	<b>10</b> A small circle 	<b>11</b> 3 triangles 	<b>12</b> A picture with 4 shapes

© 2020 The Math Learning Center | mathlearningcenter.org  
The Math Learning Center grants permission to learners, families, and educators to reproduce these documents in appropriate quantities for educational use. While you may link to these resources, any other redistribution requires written permission.

## Tips for Families

- If you don't have a copy of the record sheet or can't print a copy right now, make a numbered list or grid from 1 to 12 on a sheet of paper. Have your child draw an X for each numbered item they find, make, or draw.
- You don't have to complete the scavenger hunt all at one time. You can come back to it if you need to.
- Don't worry if you can't find something. Remember that it's okay to make it or draw it.








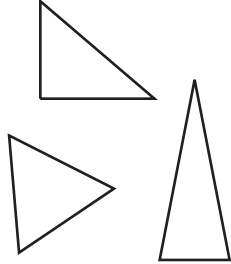
## Change It Up

Making even small changes to a game can invite new ways of thinking about the math. Try making one of the changes below.

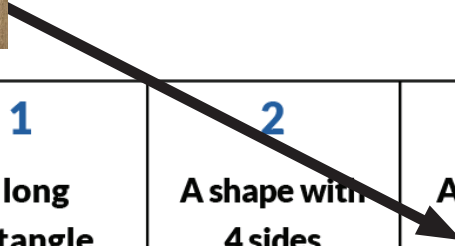
- Set a timer! How long did it take you to find 10 items? Did it take you more or less than 20 minutes?
- Make your own math scavenger hunt! Help your family find the items.


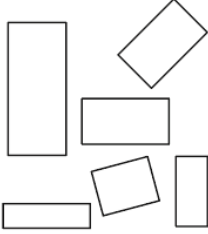





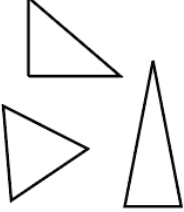
# Unit 3 Pre-Kindergarten Math Scavenger Hunt

Find, make, or draw...

<p><b>1</b></p> <p><b>A long rectangle</b></p>	<p><b>2</b></p> <p><b>A shape with 4 sides</b></p>	<p><b>3</b></p> <p><b>A red circle</b></p> 	<p><b>4</b></p> <p><b>6 rectangles</b></p> 
<p><b>5</b></p> <p><b>Something shaped like a square</b></p> 	<p><b>6</b></p> <p><b>A blue rectangle</b></p> 	<p><b>7</b></p> <p><b>A picture with more than 1 shape</b></p>	<p><b>8</b></p> <p><b>Something shaped like a triangle</b></p> 
<p><b>9</b></p> <p><b>A pattern that used shapes</b></p> 	<p><b>10</b></p> <p><b>A small circle</b></p> 	<p><b>11</b></p> <p><b>3 triangles</b></p> 	<p><b>12</b></p> <p><b>A picture with 4 shapes</b></p>

# Sample Responses



<p><b>1</b></p> <p><b>A long rectangle</b></p>	<p><b>2</b></p> <p><b>A shape with 4 sides</b></p>	<p><b>3</b></p> <p><b>A red circle</b></p> 	<p><b>4</b></p> <p><b>6 rectangles</b></p> 
<p><b>5</b></p> <p><b>Something shaped like a square</b></p> 	<p><b>6</b></p> <p><b>A blue rectangle</b></p> 	<p><b>7</b></p> <p><b>A picture with more than 1 shape</b></p>	<p><b>8</b></p> <p><b>Something shaped like a triangle</b></p> 
<p><b>9</b></p> <p><b>A pattern that used shapes</b></p> 	<p><b>10</b></p> <p><b>A small circle</b></p> 	<p><b>11</b></p> <p><b>3 triangles</b></p> 	<p><b>12</b></p> <p><b>A picture with 4 shapes</b></p>

